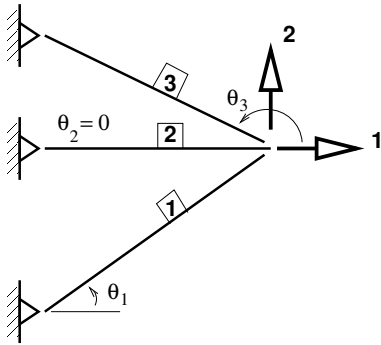
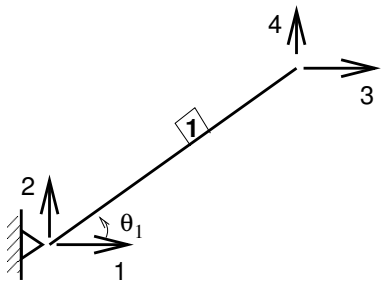


Duke University — CEE 421L. Matrix Structural Analysis  
**Introduction to Stiffness Matrix Assembly for Trusses**  
**Method 1: Element by Element**



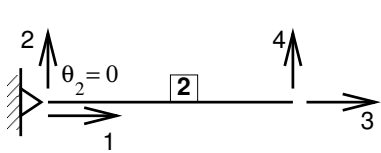
- bar numbers
- un-restrained structural coordinates are the global degrees of freedom
- angles  $\theta$  imply the element coordinate numbering system

**Element 1**            Element coordinates 3 & 4 correspond to structural coordinates 1& 2.



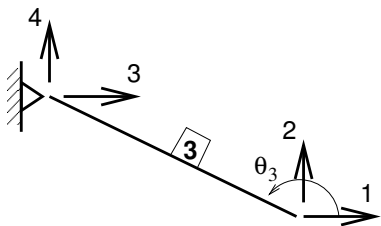
$$\mathbf{K}_1 = \left(\frac{EA}{L}\right)_1 \begin{bmatrix} \cdot & \cdot & \cdot & \cdot \\ \cdot & \cdot & \cdot & \cdot \\ \cdot & \cdot & c_1^2 & c_1 s_1 \\ \cdot & \cdot & c_1 s_1 & s_1^2 \end{bmatrix}$$

**Element 2**            Element coordinates 3 & 4 correspond to structural coordinates 1& 2.



$$\mathbf{K}_2 = \left(\frac{EA}{L}\right)_2 \begin{bmatrix} \cdot & \cdot & \cdot & \cdot \\ \cdot & \cdot & \cdot & \cdot \\ \cdot & \cdot & 1 & 0 \\ \cdot & \cdot & 0 & 0 \end{bmatrix}$$

**Element 3**            Element coordinates 1 & 2 correspond to structural coordinates 1& 2.

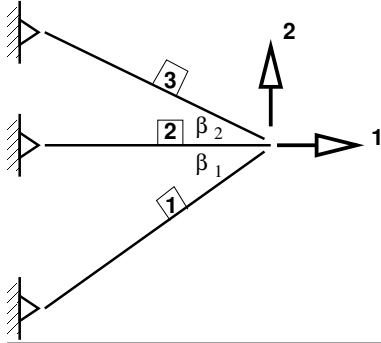


$$\mathbf{K}_3 = \left(\frac{EA}{L}\right)_3 \begin{bmatrix} c_3^2 & c_3 s_3 & \cdot & \cdot \\ c_3 s_3 & s_3^2 & \cdot & \cdot \\ \cdot & \cdot & \cdot & \cdot \\ \cdot & \cdot & \cdot & \cdot \end{bmatrix}$$

Assemble the structural stiffness matrix,  $\mathbf{K}_s$ , for the two structural coordinates.

$$\mathbf{K}_s = \begin{bmatrix} \left(\frac{EA}{L}\right)_1 c_1^2 + \left(\frac{EA}{L}\right)_2 + \left(\frac{EA}{L}\right)_3 c_3^2 & \left(\frac{EA}{L}\right)_1 c_1 s_1 + \left(\frac{EA}{L}\right)_3 c_3 s_3 \\ \left(\frac{EA}{L}\right)_1 c_1 s_1 + \left(\frac{EA}{L}\right)_3 c_3 s_3 & \left(\frac{EA}{L}\right)_1 s_1^2 + \left(\frac{EA}{L}\right)_3 s_3^2 \end{bmatrix}$$

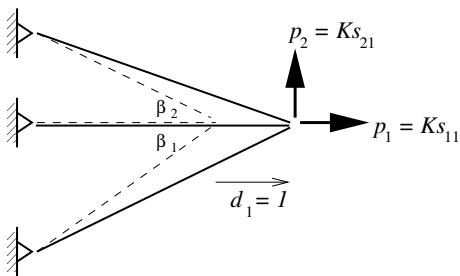
Duke University — CEE 421L. Matrix Structural Analysis  
**Introduction to Stiffness Matrix Assembly for Trusses**  
**Method 2: Coordinate by Coordinate — column by column**



- bar numbers
- un-restrained structural coordinates are the global degrees of freedom
- angles  $\beta$  should be acute, if possible, so that  $\cos \beta \geq 0$  and  $\sin \beta \geq 0$ .

**Coordinate 1**

Foces required for  $d_1 = 1$  (only).

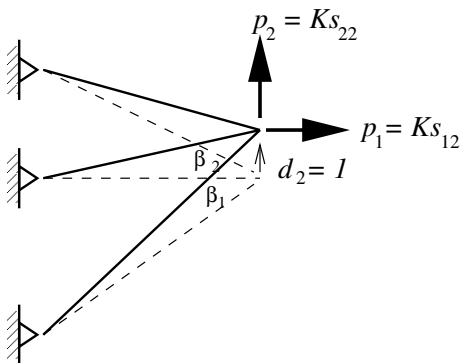


$$\mathbf{K}_{s11} = \left(\frac{EA}{L}\right)_1 \cos^2 \beta_1 + \left(\frac{EA}{L}\right)_2 + \left(\frac{EA}{L}\right)_3 \cos^2 \beta_2$$

$$\mathbf{K}_{s21} = \left(\frac{EA}{L}\right)_1 \cos \beta_1 \sin \beta_1 - \left(\frac{EA}{L}\right)_3 \cos \beta_2 \sin \beta_2$$

**Coordinate 2**

Foces required for  $d_2 = 1$  (only).



$$\mathbf{K}_{s22} = \left(\frac{EA}{L}\right)_1 \sin^2 \beta_1 + \left(\frac{EA}{L}\right)_3 \sin^2 \beta_2$$

$$\mathbf{K}_{s12} = \left(\frac{EA}{L}\right)_1 \cos \beta_1 \sin \beta_1 - \left(\frac{EA}{L}\right)_3 \cos \beta_2 \sin \beta_2$$

$$\mathbf{K}_s = \begin{bmatrix} \left(\frac{EA}{L}\right)_1 \cos^2 \beta_1 + \left(\frac{EA}{L}\right)_2 + \left(\frac{EA}{L}\right)_3 \cos^2 \beta_2 & \left(\frac{EA}{L}\right)_1 \cos \beta_1 \sin \beta_1 - \left(\frac{EA}{L}\right)_3 \cos \beta_2 \sin \beta_2 \\ \left(\frac{EA}{L}\right)_1 \cos \beta_1 \sin \beta_1 - \left(\frac{EA}{L}\right)_3 \cos \beta_2 \sin \beta_2 & \left(\frac{EA}{L}\right)_1 \sin^2 \beta_1 + \left(\frac{EA}{L}\right)_3 \sin^2 \beta_2 \end{bmatrix}$$

What are the off-diagonal terms if  $\beta_1 = \beta_2$ ?

Does this make sense?